




Do not use headset with high volume for extra long time, which may cause hearing loss. Always listen at a moderate level.

Toxic and Hazardous Substances Composition						
Element	Pb	Hg	Cd	Cr-VI	PBB	PBDE
Mounted Electronic components on Surface	○	○	○	○	○	○
Microphone	○	○	○	○	○	○
X: it represents at least one toxic and hazardous substance content higher than the requirement of SJ/T11364-2006						
O: it represents all the toxic and hazardous substance content lower than the requirement of SJ/T11364-2006						
Product Warranty Card						
Customer Name		Tel. No.		CHECKING CARD		
Model No.		Date of Purchase				
Customer Address:						
Problem Description:						
Microphone	Speaker	Bottom Cord	Others			
				OQC: 		
Repaired Date:						

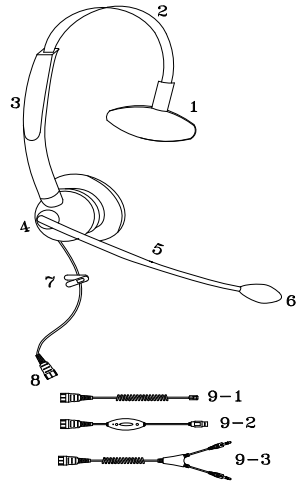


VOPTECH
UC308

Communication Headset

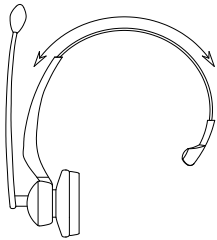


1. Outer Configuration



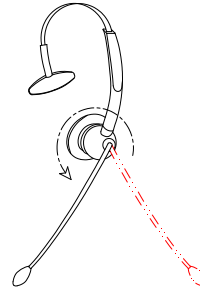
- 1: T-Pad
 - 2: Headband
 - 3: Adjustable Pole
 - 4: Speaker
 - 5: Swing boom
 - 6: Microphone
 - 7: Clip
 - 8: QD Connector
 - 9-1: RJ9 Plug
 - 9-2: USB2.0 Plug
 - 9-3: 3.5mm Stereo Plug
- (9-1,9-2,9-3 are optional accessories)

2. Headband



Headband can be adjusted max. at 40mm(monaural) or 80mm(binaural) to meet different people's requirements for comfort wearing.

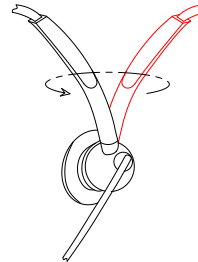
3



Swing boom is 330°rotatable.
Position the microphone boom to leave a width of 30-50mm between the lower lip and microphone for best communicating position.

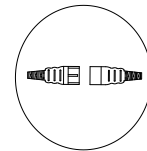
Notes:Don't rotate the boom over 330°!

4



Speaker assembly jointed max. at 180° to adjust the ear cushion for comfort wearing.

5



Quick disconnecter for changing different bottom cords easily and leaving desk without taking headset off